







COMMUNICATION SKILLS IN BREAST CANCER





Communication skills in Breast Cancer

The Eusoma 2020 Breast Centre requirements stated “Healthcare Professionals who deal with cancer patients and their families are recommended to have training in and knowledge about communication skills”.

Communications skills have to be an essential part of the training of Health Professionals dealing with breast cancer, as good communications skills can bring benefits both to patients’ satisfaction and well-being of specialists.

This first Eusoma educational programme aims at helping Health Professionals to improve their communications methods and the interaction with the patients in the main steps of the patient pathway within the Breast Centre


TYPE OF SESSIONS:


STANDARD PRESENTATION: expert presentation on a specific topic

ROLE PLAYING: simulation of a patient-doctor conversation followed by psycho-oncologist comment

PATIENT STORY: patient experience on a specific topic

ROUND TABLE: open discussion among experts





GENERAL ASPECTS

Communication methods, tools and new technologies

Standard presentation

M. Die Trill

Guidance on how to communicate diagnosis, recurrence and prognosis

Standard presentation

M. Die Trill

How to interact with family members/significant other

Standard presentation

M. Die Trill

How to deal with patient emotions


Standard presentation


M. Die Trill

Communication is also related to whom you communicate: cultural and social differences among countries

Standard presentation

G. Pravettoni





DIAGNOSIS

Communication methods, tools and new technologies

Standard presentation

E. Andritsch

Breast density-based risk stratification:
a) Increased risk of breast cancer
b) Increased risk of delayed diagnosis

Standard presentation

F. Sardanelli

Need of additional imaging (ultrasound, DBT, MRI, CEM) ± core needle biopsy in the screening or clinical scenario

Standard presentation

F. Sardanelli

Result of needle biopsy

Standard presentation

F. Sardanelli

Communicating with the patient:

a) B3 lesion (the uncertainty dilemma)

Role playing

F. Sardanelli

Psycho-oncologist comment

E. Andritsch

b) Cancer: DCIS

Role playing

F. Sardanelli

Psycho-oncologist comment

E. Andritsch


c) Cancer: invasive


Role playing

F. Sardanelli

Psycho-oncologist comment

E. Andritsch





SURGERY

Communication methods, tools and new technologies

Standard presentation

M. Die Trill

Diagnosis and surgical options

Standard presentation

I. Rubio

Diagnosis and surgical options

Role playing

a) Benign

Psyco-oncologist comment

I. Rubio

M. Die Trill

b) B3 with/without atypia (the uncertainty dilemma)

Role playing

I. Rubio

Psyco-oncologist comment

M. Die Trill

c) Cancer

Role playing

I. Rubio

Psyco-oncologist comment

M. Die Trill

De-escalation surgical treatments


Standard presentation


I. Rubio

Risk of loco-regional recurrence

Standard presentation


I. Rubio






MEDICAL ONCOLOGY AND END OF LIFE

Communication methods, tools and new technologies	Standard presentation	G. Pravettoni
About early breast cancer treatment	Standard presentation	C. Criscitiello
Early breast cancer	Role playing	B. Taurelli Salimbeni P. Zagami
Psyco-oncologist comment		G. Pravettoni
Precision medicine and genomic testing	Standard presentation	D. Trapani
Metastatic disease and further treatments	Standard presentation	C. Criscitiello
Metastatic disease	Role playing	B. Taurelli Salimbeni P. Zagami
Psyco-oncologist comment		G. Pravettoni
Disease progression	Standard presentation	D. Trapani
End of life stage	Round table	G. Curigliano G. Pravettoni V. Guardamagna
What to expect after the end of treatment (how to expect to feel both emotionally and physically)	Standard presentation	D. Trapani G. Pravettoni





RADIATION ONCOLOGY

Communication methods, tools and new technologies

Standard presentation

E. Andritsch

Side effects of radiation therapy

Standard presentation

C. Aristei

Breast irradiation and organs at risk

Standard presentation

C. Aristei

Breast irradiation and organs at risk


Role playing


C. Aristei

Psyco-oncologist comment

E. Andritsch

PATIENT STORY





BREAST CANCER NURSE

Communication methods, tools and new technologies

Standard presentation

G. Pravettoni

How to support patient receiving communication of breast cancer

Standard presentation

L. Mazzega Sbovata

How to cope with distress: the role of the nurse

Standard presentation

E. Andritsch

How to cope with distress

Role playing

F. Hoving-Porte

Psyco-oncologist comment

E. Andritsch

Tips for a healthy life style

Role playing

F. Hoving-Porte

Psyco-oncologist comment

E. Andritsch

How to understand different treatment

Role playing

V. Skinner


Psyco-oncologist comment


E. Andritsch

How to answer to difficult questions

Standard presentation

E. Andritsch





EXPERTS

Elisabeth Andritsch, Austria

Cynthia Aristei, Italy

Carmen Criscitiello, Italy

Giuseppe Curigliano, Italy

Maria Die Trill, Spain

Vittorio Guardamagna, Italy

Feia Hoving-Porte, The Netherlands

Loretta Mazzega Sbovata, Italy

Gabriella Pravettoni, Italy

Isabel Rubio, Spain

Francesco Sardanelli, Italy


Victoria Skinner, The Netherlands


Beatrice Taurelli Salimbeni, Italy

Dario Trapani, Italy


Paola Zagami, Italy

Kathinka van Vliet, The Netherlands





COMMUNICATION SKILLS IN BREAST CANCER



Contact information:

EUSOMA Secretariat
Viale Belfiore 10 - 50129
Florence - IT

email:

information@eusoma.org

AstraZeneca has provided
a sponsorship grant towards
this independent programme

